

# FTP/Auditor™

## Find and mitigate hidden vulnerabilities

It is important for companies to actively manage FTP usage to protect against accidental (or intentional) breach of sensitive corporate or customer data. Identifying and securing servers running FTP is an important part of responsible FTP management.

FTP/Auditor provides a simple way to locate and assess servers with FTP enabled on your network.

### Audit Results

The screen shot below shows results from FTP/Auditor.

213 servers running FTP were located, a number of which allow anonymous FTP.

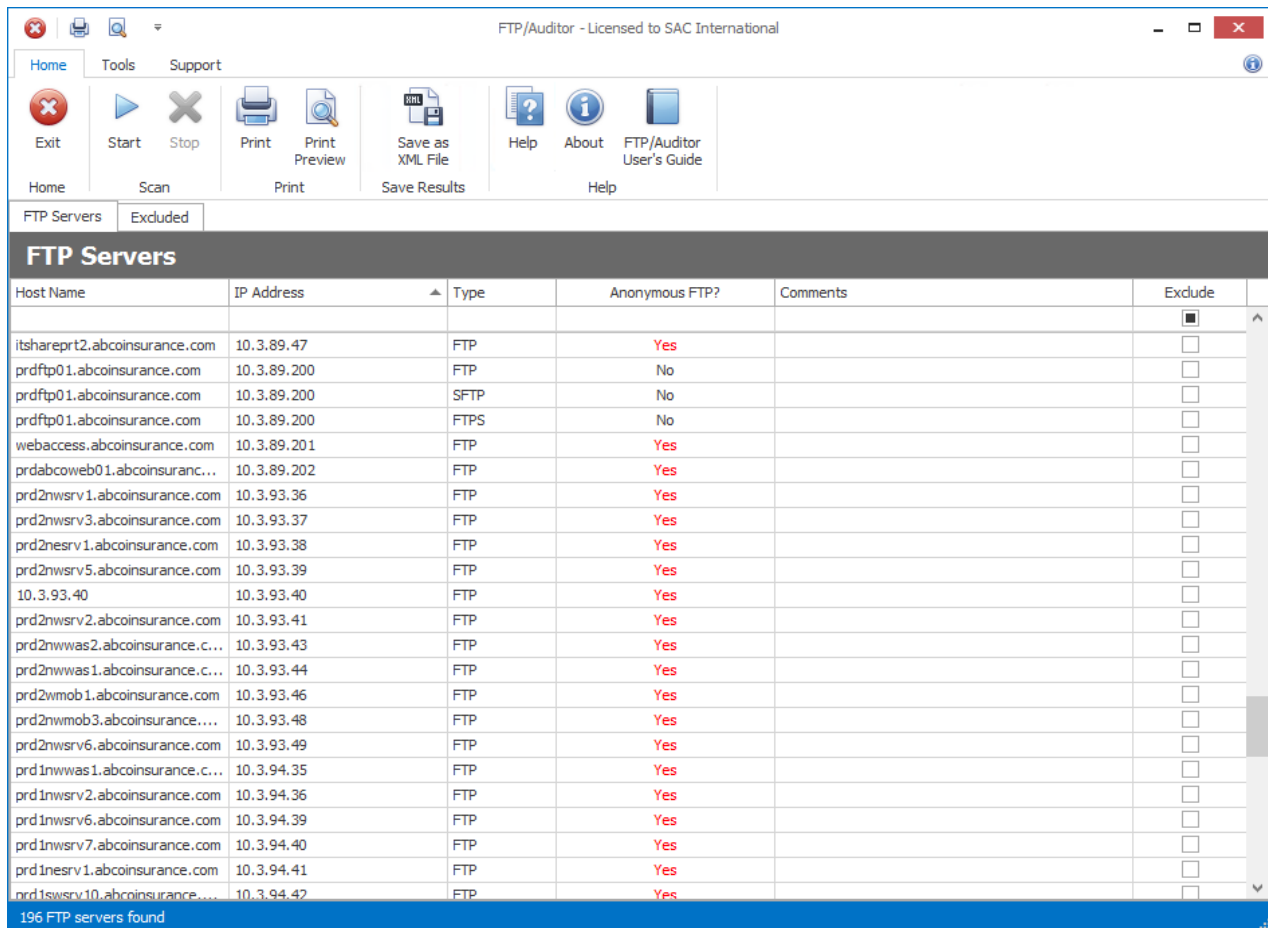
### How FTP/Auditor works

FTP/Auditor scans your corporate network and identifies every server that is running FTP.

For each server found it provides the server's "welcome message" to help you identify the server.

Additionally, it assesses each server to see if it allows anonymous FTP and, with a double-click, can display the content of the server's default folder.

Known servers authorized for FTP usage can be moved to the Excluded tab so you can focus on the new and questionable servers running FTP that need to be investigated further.



Host Name	IP Address	Type	Anonymous FTP?	Comments	Exclude
itshareprt2.abcoinsurance.com	10.3.89.47	FTP	Yes		<input type="checkbox"/>
prdfp01.abcoinsurance.com	10.3.89.200	FTP	No		<input type="checkbox"/>
prdfp01.abcoinsurance.com	10.3.89.200	SFTP	No		<input type="checkbox"/>
prdfp01.abcoinsurance.com	10.3.89.200	FTPS	No		<input type="checkbox"/>
webaccess.abcoinsurance.com	10.3.89.201	FTP	Yes		<input type="checkbox"/>
prabcoweb01.abcoinsuranc...	10.3.89.202	FTP	Yes		<input type="checkbox"/>
prd2nwsrv1.abcoinsurance.com	10.3.93.36	FTP	Yes		<input type="checkbox"/>
prd2nwsrv3.abcoinsurance.com	10.3.93.37	FTP	Yes		<input type="checkbox"/>
prd2nesrv1.abcoinsurance.com	10.3.93.38	FTP	Yes		<input type="checkbox"/>
prd2nwsrv5.abcoinsurance.com	10.3.93.39	FTP	Yes		<input type="checkbox"/>
10.3.93.40	10.3.93.40	FTP	Yes		<input type="checkbox"/>
prd2nwsrv2.abcoinsurance.com	10.3.93.41	FTP	Yes		<input type="checkbox"/>
prd2nwwas2.abcoinsurance.c...	10.3.93.43	FTP	Yes		<input type="checkbox"/>
prd2nwwas1.abcoinsurance.c...	10.3.93.44	FTP	Yes		<input type="checkbox"/>
prd2wmob1.abcoinsurance.com	10.3.93.46	FTP	Yes		<input type="checkbox"/>
prd2wmob3.abcoinsurance....	10.3.93.48	FTP	Yes		<input type="checkbox"/>
prd2nwsrv6.abcoinsurance.com	10.3.93.49	FTP	Yes		<input type="checkbox"/>
prd1nwwas1.abcoinsurance.c...	10.3.94.35	FTP	Yes		<input type="checkbox"/>
prd1nwsrv2.abcoinsurance.com	10.3.94.36	FTP	Yes		<input type="checkbox"/>
prd1nwsrv6.abcoinsurance.com	10.3.94.39	FTP	Yes		<input type="checkbox"/>
prd1nwsrv7.abcoinsurance.com	10.3.94.40	FTP	Yes		<input type="checkbox"/>
prd1nesrv1.abcoinsurance.com	10.3.94.41	FTP	Yes		<input type="checkbox"/>
prd1swsrv10.abcoinsurance....	10.3.94.42	FTP	Yes		<input type="checkbox"/>

196 FTP servers found

# FTP/Auditor™

## Locate and Audit FTP Servers Throughout the Enterprise

### Identify FTP Servers

Pause the mouse over a server to see the welcome message the FTP Server sends out.

Often if the server was set up without IT knowledge or approval, it will display the default FTP welcome message. Default welcome messages usually offer clues as to the nature of the type of FTP the server is running.

This information can be used by hackers to search for known vulnerabilities and exploits for that particular variant of FTP.

#### FTP Server Welcome Message

```
220 Microsoft FTP Service
331 Anonymous access allowed, send identity (e-mail name) as password.
230 Anonymous user logged in.
```

#### FTP Server Welcome Message

```
220 Microsoft FTP Service
331 Password required for anonymous.
530 User anonymous cannot log in.
```

#### FTP Server Welcome Message

```
220 ProFTPD 1.2.6 Server (01 Communique Laboratory Inc.) [01ftp.01com.com]
331 Anonymous login ok, send your complete email address as your password.
230 Anonymous access granted, restrictions apply.
```

#### FTP Server Welcome Message

```
220 FTP server ready.
331 Guest login ok, send your complete e-mail address as password.
230 Guest login ok, access restrictions apply.
215 UNIX Type: L8
```









### See what Data is exposed

Double-click on any of the servers that FTP/Auditor finds to display the files and folders available on the server. If the server allows anonymous logon, the files and folders in its root folder will be displayed. If it does not support anonymous logon, you will be prompted to enter a valid user ID and password to use to log on.

Index of ftp://192.168.1.108/FTPRoot/

 [Up to higher level directory](#)

#### Name

-  [Customer Profiles](#)
-  [Design Specifications](#)
-  [Employee Directory](#)
-  [Incoming](#)
-  [Invoices](#)
-  [Outgoing](#)
-  [Policy Standards](#)
-  [ReadMe.txt](#)

#### Size

#### Last Modified

	4/22/2013	12:00:00 PM
	5/1/2012	12:00:00 PM
	12/11/2012	1:00:00 AM
	8/12/2012	12:00:00 PM
	8/26/2012	12:00:00 PM
	10/12/2012	12:00:00 PM
	12/17/2012	1:00:00 AM
1 KB	7/12/2013	12:11:00 PM